

GO DEEPER

BOTTOM LINE

**GOD IS
GOOD**

MEMORY VERSE

Know therefore that the Lord your God is God; he is the faithful God, keeping his covenant of love to a thousand generations of those who love him and keep his commandments. **Deuteronomy 7:9 (NIV)**

DAILY DEVOTIONS

DAY 1: JOSEPH'S DREAM

READ - Genesis 37:5-11

What kind of things do you dream about? Joseph had some incredible dreams, and God allowed Joseph to understand what his dreams meant. Joseph's family did not respond well to how he described his dreams. How did Joseph's dad respond? (v. 10) How did his brothers feel? (v. 11) Even though the way his family responded was not kind, Joseph got to experience the goodness of God. God was giving Joseph a sneak peak into the plans He had for Joseph's life.

Remember: God is good!

DAY 2: JOSEPH SOLD

READ - Genesis 37:4, 12-28; 39:1-2

Why were Joseph's brothers jealous and angry with him? (Gen. 37:4) How did God protect Joseph? Instead of killing him they put Joseph into a pit and sold him to some travelers. God is good! Even though this was a sad and hard time for Joseph, God had a good plan. How do we know God was good to Joseph? (Gen. 39:2) Even though Joseph's brothers planned to harm Joseph, God's plan was good! **Remember: God is good!**

DAY 3: JOSEPH THROWN IN JAIL

READ - Genesis 39:6-23

How would you feel if someone lied about you to get you in trouble? This is exactly what Potifer's wife did to Joseph! As a result of her lie, Joseph was thrown into prison. But even in this part of Joseph's life, God is good! Where did Joseph get to see God's goodness while he was in jail? (vs. 21-23) God was working in Joseph's life, and God used some of the really hard times to show His goodness. **Remember: God is good!**

DAY 4: JOSEPH IN CHARGE

READ - Genesis 40:1-8, 20-23 ; 41:1-16, 25-33, 37-40

Would you say God is good if you were thrown in jail? That could be tough! But God used what was hard, for good! Because Joseph was in jail, he was able to interpret the dreams of the cupbearer and baker. Because he interpreted those dreams, the cupbearer remembered Joseph when the Pharaoh had a dream. God allowed Joseph to interpret Pharaoh's dream, and that led to Pharaoh placing Joseph as second in command of all of Egypt! Wow! But the incredible thing is this still wasn't the end of God's plan for Joseph. **Remember: God is good!**

DAY 5: JOSEPH SAVES HIS FAMILY

READ - Genesis 42:1-8, 45:1-11

Can you imagine?! Remember Joseph's dreams from Genesis 37? They came true. He became a ruler in Egypt, and his brother's did bow down to him. His brother's had intended to harm Joseph by selling him into slavery, but God had a plan to use that horrible time to lead Joseph to a place where he was able to save his family from starvation! God is good! When you trust God and follow His plan, even though things may not always be easy, you can trust His goodness!

Remember: God is good!



GIVE THANKS BRACELET

Materials: Masking or Duct Tape, Bracelet Directions (attached to PDF), Markers

Use tape and the directions to create a bracelet. While you are creating your bracelet, think about things in your life where you can say, "God is good".

- What are some of the ways God has cared for you?
- What are some of the ways God has provided for you?
- Have you been through something hard in your life, but see where God was good in it?

Draw pictures or write words of these things on your bracelet. Wear your bracelet as a reminder that even on the hard days God is good!



FOR GOD'S GLORY

Materials: Airplane Directions (attached to PDF), Markers, Jim Elliot Story (attached to PDF)

Jim Elliot was a pilot and missionary who lived not too long ago. Because he was a pilot he was able to travel to people who had never heard about Jesus before. His story is one that many would see as very bad, but it is a situation that God used for His good and His glory. Read more about Jim Elliot and how God used his life to bring many to salvation at: <https://answersingenesis.org/kids/bible/world-missions/jim-elliott/>

Because of the kindness Jim Elliot's wife showed to those who had killed her husband, the villagers were willing to hear about Jesus' love. Many gave their lives to Jesus and even became missionaries to other villages around them! Without the hard situation the villagers would not have seen the extreme goodness of God's love! God is good and His plans are best!

Create your own airplane. After following the directions to fold your paper into an airplane use the markers to create a design on it. In the design write the bottom line for this week, "God is Good!" Remember that even when things seem hard, we can trust God's plans because God is good!



GOD IS THERE

Materials: Balloon

Blow up your balloon. As you added air what happened to the balloon? (*It grew*) Can you see the air that is inside the balloon? (*No*) Even though you do not see the air in the balloon, you know it is there. The same is true of God in our lives. We cannot see God, but we can trust that He is with us. God is good! Even though Joseph did not see God with his eyes, he knew it was God who was giving him strength to work hard, and wisdom to understand the meanings of dreams.

Have some fun! Tie off the balloon and bop it around. See how long you can keep the balloon in the air without it hitting the ground. You can even grab some family members and play together! As you play, say "God is good!"

The Story of Jim Elliot

Jim Elliot's full name was Phillip James Elliot. He attended Wheaton College where he met his future wife, Elisabeth Howard. Jim and Elisabeth both wanted to serve the Lord in global missions. Jim traveled to South America and started learning Spanish, and later, Elisabeth followed. They married and had a baby girl, Valerie.

The Elliots really wanted to work among the Auca people. This remote tribe had never had any contact with civilization and had never heard the gospel. They were dangerous people, known for killing anyone outside of their tribe. Everyone was scared of them. But Jim and Elisabeth knew it was worth the risk to go tell the Auca's about Jesus. How else would they hear about Jesus and his sacrifice for them?

Knowing that the villagers could be dangerous, the missionaries made up their minds ahead of time that they would not hurt the tribesmen to save their own lives. They knew that if they ever hurt someone from the tribe, it would ruin any chance of sharing the gospel with the tribe. Jim and his friends also knew that if they died they would be with Jesus.

The missionary team, made up of Jim and four other men, started reaching out to the Auca people by flying a small airplane over their village. They would give the tribe presents such as buttons, salt, ribbons, or pots by placing them in a bucket. They attached the bucket to a rope and would dangle it from the plane for the villagers to take the gifts.

Jim and the men wanted the Aucas to know they were friendly. Soon the Aucas were accepting the gifts and even sending gifts back. One time the Aucas people placed a live parrot in the bucket as a gift! After three months of giving gifts via airplane, the five-man missionary team felt like God was ready for them to meet the people face to face.

They landed their airplane on a strip of sand by the river and built a small camp. Small groups of Aucas came to visit, and one man even took a ride in the plane with them. But then one day a group of Aucas arrived carrying spears and killed all five missionaries.

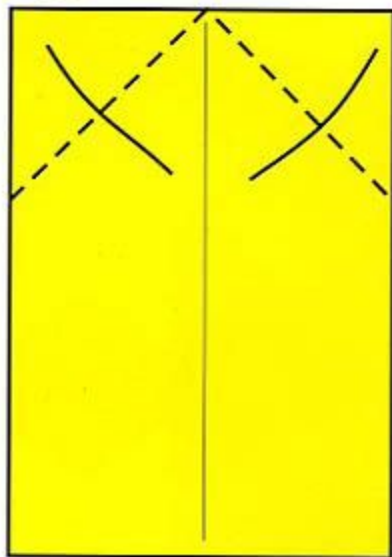
They gave their lives because they believed that sharing the message of Jesus was the most important thing anyone could do. But what happened to the Aucas who killed Jim and his friends?

About two years later Jim's wife Elisabeth and daughter, Valerie, along with Rachel Saint, the sister of one of the other men, went back to the Aucas so they could complete the mission of sharing Jesus with these lost people. The Aucas people could not believe that the wives of the men they had hurt would love and forgive them!

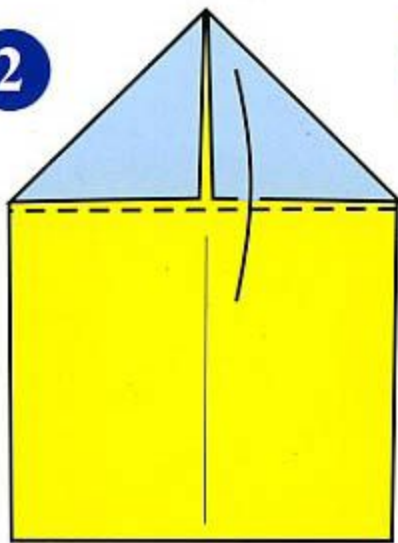
Because of the love that Elisabeth and Rachel showed, many of the Aucas believed in Jesus, including several of the people who had killed the missionaries. The Aucas have now sent missionaries to other villages sharing the good news of Jesus with other tribes. The tribe is no longer known for being dangerous killers. The Good News of Jesus completely changed them!

A real star that glides perfectly. Hold the plane midway under the wings and throw gently.

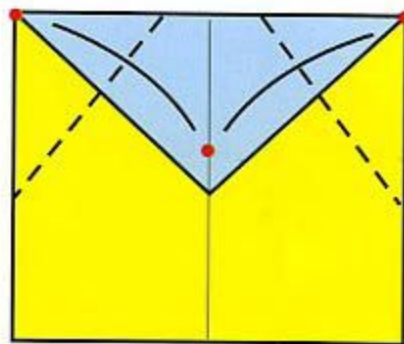
1



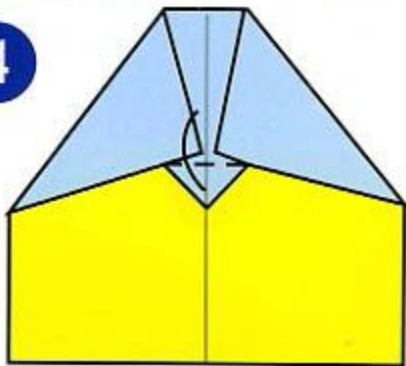
2



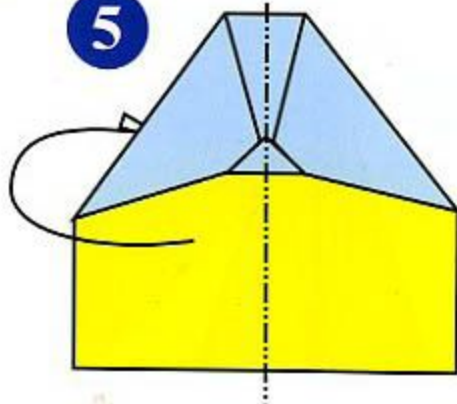
3



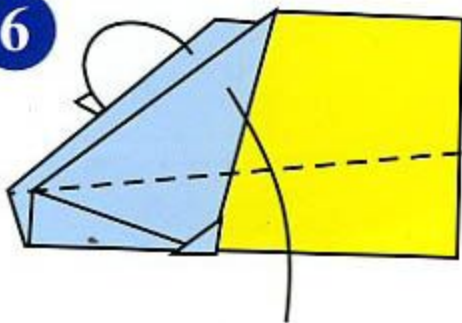
4



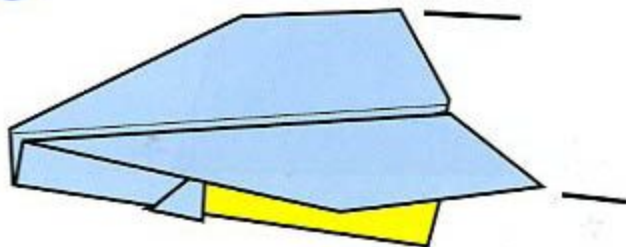
5



6



7



Making a Basic Duct Tape Bracelet

1.

Cut your duct tape. Cut 4 pieces of duct tape around 8 inches (around 20.3 centimeters) long. The thickness will vary depending on the amount of pieces you use. Eight pieces will make a bulkier bracelet, while four pieces will give you a thinner look

- If you're unsure this size will fit, wrap another piece of 8 inch duct tape around your wrist with the adhesive side facing out. Decide if you want to increase or decrease this size.



2.

Position the tape. Put the 4 duct tape pieces on top of each other, with the sticky part facing upward. You are creating the thick bulk of the bracelet



3.

Create a fold. Fold over one side of the duct tape lengthwise so that the sticky part folds into sticky part. Do this to create a skinnier bracelet, but if you prefer a wider bracelet, don't create this fold

- Cut out a strip of duct tape the same length as the bracelet, if you want to keep the bracelet wide. Apply the adhesive side of this strip to the other adhesive side of the bracelet.



4.

Tape the ends of the duct tape. This will turn the duct tape pieces into the bracelet's shape. Use a piece of duct tape about 2 inches (around 5.1 centimeters) long attached over the opening to hold the ends together. Wrap the bracelet around your wrist to see if it fits. Use a longer strip to attach the two ends together if the bracelet feels too snug.

